

# THE ULTIMATE PROM GUIDE

## 9 SECRETS OF HOW TO HAVE A PERFECT PROM!




### 1 Dress like star

We crown the beautiful Taylor Swift our Prom Queen. Her stunning dresses make her a prom fashion icon; her red carpet gowns are always classy, beautiful and oh so stylish! Our first tip is to look at your favourite celebrities in their show-stopping red carpet gowns for inspiration. There are usually a lot of similar looking pieces that you can find on the high street to suit all colouring and shapes for a fraction of the price!



### 2 Amazing accessories


If you're going for the WOW factor with your dress, less is more when it comes to the accessories. Donning an LBD for the occasion? Then let the bling do the talking! Choose your accessories to suit your dress, do you want something sparkly, sequined, classic or statement? A sparkly tiara will give you the sweetheart style, a sequined clutch will create a glam look or how about some midi-rings to add a bohemian touch to your outfit? Whatever style you're going for, your accessories will really finish off your beautiful prom look!





### 3 Luscious locks

Whether you want an up-do, your hair down, or half-up half-down, there's a style to suit your prom look! Do you like a polished pony-tail, silky straight or soft waves with a plait? Determine your look and pick a hair style to suit! Instead of getting your knickers in a twist (or your hair in knots!) why not get a professional hair stylist to do it for you? You'll feel glam, pampered and ready for prom! You could even have a pamper party the day of prom and get all your friends round with a stylist taking turns doing all of your hair!



### 4 Nails

Prom is a time where you can go nail art crazy. There are so many beautiful nail varnishes in the shops so you can really get creative! Do you like vampy-red statement nails, or sweet pinks? Our personal favourite is subtle nude nails with a touch of sparkle.




How about having your friends over and pamper yourselves the night before prom? Get a nail technician to come round and give you and your friends marvellous manicures! You can have gel nails which last up to 3 weeks or you could have nail extensions to get the Rihanna-inspired pointed red nails!

### 5 Make-up

The one thing about doing your make-up for a special night is that practice makes perfect! Why not do a test-run before the big day? You'll be able to really master that cat-eye eyeliner flick and you can see what you'll look like in pictures!

We believe that eye makeup is the key to a perfect make-up look, so create statement eyes by opening up your peepers with a sweeping of eye liner and a coating of mascara. When creating your look, the golden rule to remember is to use an eye shadow that complements your eye colour. So, use purple tones for brown eyes, grey shadows for blue eyes and brown and golden colours for green eyes.







Another important thing to remember is DO NOT match your eye shadow to your dress; instead use colours that will complement what you're wearing. For instance, if you're wearing a metallic or red dress, keep your make-up more simple and let your frock do the talking! If you're wearing a blue dress, a silver eye-shadow will make your eyes pop. If you're wearing a pink dress, what about a sparkly gold eye-shadow?

Another great product to use is a long-lasting lipstick so that even after sipping your drinks and eating all the buffet food...you'll still have the perfect pout! Remember: if you're going for statement eyes, choose a more subtle lip colour and don't forget to bring your lippie with you in your bag so you can touch it up during the night!

If all this has gone over your head...why not get your make-up done by a professional? You'll feel like a real A-list celebrity having your make-up done by a make-up artist and they'll be able to tell what suits you!

## 6 Shoes

What can a girl never have enough of? Shoes of course! Now while it's important to find the perfect pair to suit your beautiful new dress, make sure they are comfortable, as otherwise you'll be sat down all night or you'll be dancing bare foot...! You should choose a pair of heels, ballet flats or sandals that are kind to your feet and don't cause too much pain with all that dancing! If you love your sky-scraper heels, maybe use cushion paddings in the bottom to take the pressure off your poor feet!



### Selecting the right shoes for your dress

There aren't always many occasions in life when you get to wear a truly stunning jaw-dropping dress, but when you need the perfect prom dress you are spoilt for choice. When it's time to celebrate, there's nothing better than indulging in a beautiful, new dress. You can spend hours choosing the perfect style and colour to match your unique personality and body type.



Accessories to your gorgeous new dress are also great fun to shop for and can really make or break your outfit. The next most important thing to buy after your dress is your shoes. Shoe shopping is a girl's favorite past time! So let's have a look at some enticing heels and how to match them to your perfect dress!

### **Step 1: Select shoe colours that match your dress colour**

We may be stating the obvious but there's actually a little bit more to this than you may initially think. If you are wearing a very bright coloured dress, like red or baby blue, opt for a heel that is either plain black or neutral so it doesn't draw the eye away from the dress, but subtly compliments it instead. If you are wearing a dress that has embellishment on it, for example a green party dress with silver sequins covering the top half, you can select a heel with the same colour as your embellishment or the main colour of the dress.

### **Step 2: Add the X Factor to a plain coloured dress**

If your dress is plain in colour with little or no embellishment, then go ahead and select some bright heels. If you're wearing a dress with no pattern then you can go for some sparkly or glittery heels.

### **Step 3: Remember your occasion**

Ensure you don't commit any fashion crimes with your shoes. Elegant heels, stilettos, and heeled sandals are the best choices for Prom as they are classy and feminine in appearance. Try to avoid boots and bulky shoes. If you need to wear flats, then that's fine, just ensure they look dressy enough to wear for Prom.



## 7 Make a grand entrance

You want to start your prom night off the way you mean to continue – in style! Celebrating with all your friends and getting a limousine is the perfect way to get to prom! You can blast your favourite tunes and get excited for the night ahead. If you fancy getting a little creative – you can find your perfect transport; an old-school yellow American school bus? Or how about a speedy sports car?!



## 8 You don't need a date to have a good time!

Obviously it's pretty cool to receive a 'promposal' – just like this Pizza one...but that doesn't mean you need to have a date to have a good time! Personally we'd rather just have a lot of fun with all our friends that we've spend the last 5 years with at school! So our pearl of wisdom is to not pressure yourself to get a prom date and just enjoy the evening. Dance like nobody is watching! You could even ask one of your best buddies to prom and come up with your own inventive Promposal...



## 9 Make it a night to remember!

The most important thing is to relax and enjoy the moment! Put on your dancing shoes and have a good time with all your friends and make it a night to remember! Now of course, there will probably be a professional photographer but why not bring a camera or your phone to take pictures of you and your pals all dolled up? You'll love looking back on these pictures in years to come! Word of warning: don't spend your whole night on Instagram; just enjoy yourself (you can pick the perfect filter for all your photos in the morning...)

